

FROM THE PRINCIPAL

Dear Parents and Community Members,

Tangent has a proud tradition of serving students in a small rural school where every student receives personal attention and the staff strives to provide rigorous academic programs in an environment where we model respect for all students and one another. In 2012-13, Tangent received an Overall State Rating of Level 4 out of 5.

We also believe that character education helps students to better understand themselves and enables students to meet expectations that they never dreamed of. Serving the whole child through high academic expectations, character education, PE and Music programs, we help prepare our students for a bright future.

Tangent Elementary is a good place for children to learn in a positive environment. You can help by monitoring your student's homework, attending parent-teacher conferences, or even volunteering.

Thank you,

Principal | Kelley Guilliot

SCHOOL PROFILE

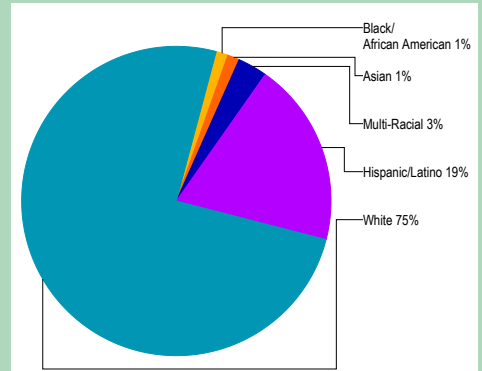
Enrollment 2012-13	161
K-3	102
4-5	59
Change from previous year	-1.8%
Students attending 90% or more of enrolled days	79%
.....	
Average elementary class size	26.8
Change from previous year	+4.2

Select Demographics 2012-13

English Learners	6%
<i>Students who have ever been eligible for or participated in a program to acquire academic English.</i>	
Economically disadvantaged	77%
Students with disabilities	21%
.....	
Number of different languages spoken:	3

Note: a "*" is displayed when the data must be suppressed to protect student confidentiality.

STUDENTS

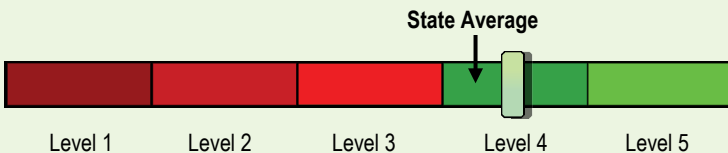


OVERALL STATE RATING

HOW ARE STUDENTS AT THIS SCHOOL PERFORMING COMPARED TO THOSE AT OTHER SCHOOLS?

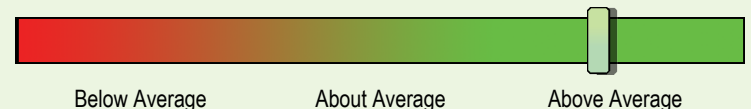
The overall state rating is intended to summarize this school's particular successes and challenges. It is based on a combination of up to five factors. Three of these factors come from standardized test scores in reading and math: student achievement, student growth, and the growth of underserved subgroups. Please be aware that this rating is based mainly on high-stakes testing and accordingly, represents a limited view of student performance. Other aspects of this report card are designed to put this rating in the proper context.

Compared to all schools statewide in 2012-13, this school is rated as Level 4.



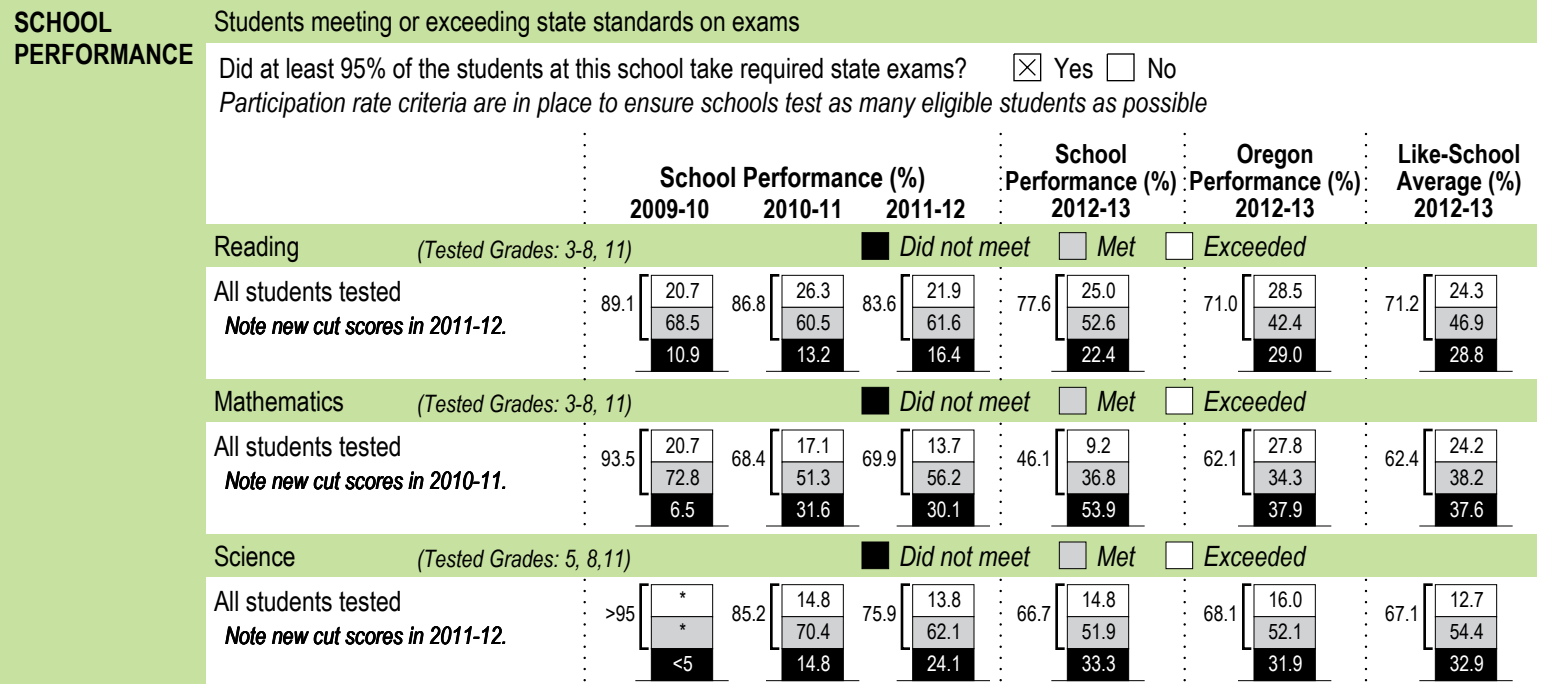
- Level 1** = Falls into the bottom 5% of schools
- Level 2** = Falls between 5% and 15% of schools
- Level 3** = Falls between 15% and 44% of schools
- Level 4** = Falls between 44% and 90% of schools
- Level 5** = Falls into the top 10% of schools

Compared to elementary schools with similar student demographics in 2012-13, this school's rating is above average.



- Below average** = Falls into the bottom third of comparison schools
- About average** = Falls into the middle third of comparison schools
- Above average** = Falls into the top third of comparison schools

PROGRESS ARE STUDENTS MAKING ADEQUATE GAINS OVER TIME?



Visit www.ode.state.or.us/go/data for additional state exam results.

Note: a "*" is displayed when data are unavailable or to protect student confidentiality.

OUTCOMES FOR KEY STUDENT GROUPS AT THIS SCHOOL COMPARED TO THE SAME GROUPS STATEWIDE

STUDENT GROUP OUTCOMES	School Performance (%)	Oregon Performance (%)	School Compared to OR Average	School Performance (%)	Oregon Performance (%)	School Compared to OR Average	School Performance (%)	Oregon Performance (%)	School Compared to OR Average		
	All Students				American Indian/Alaska Native			Native Hawaiian/Pacific Islander			
Reading	77.6	71.0	+6.6	Reading	*	57.4	*	Reading	*	59.1	*
Mathematics	46.1	62.1	-16.0	Mathematics	*	47.3	*	Mathematics	*	46.5	*
Science	66.7	68.1	-1.4	Science	*	53.2	*	Science	*	49.4	*
Economically Disadvantaged				Asian				White			
Reading	77.6	60.2	+17.4	Reading	*	79.5	*	Reading	79.7	77.7	+2.0
Mathematics	46.1	50.3	-4.2	Mathematics	*	79.7	*	Mathematics	50.8	68.0	-17.2
Science	66.7	55.5	+11.2	Science	*	74.9	*	Science	70.0	76.5	-6.5
English Learners				Black/African American				Female			
Reading	*	46.5	*	Reading	*	55.2	*	Reading	82.4	73.2	+9.2
Mathematics	*	43.3	*	Mathematics	*	42.5	*	Mathematics	35.3	61.5	-26.2
Science	*	39.6	*	Science	*	47.9	*	Science	60.0	65.9	-5.9
Students with Disabilities				Hispanic/Latino				Male			
Reading	40.0	43.0	-3.0	Reading	69.2	52.1	+17.1	Reading	73.8	68.8	+5.0
Mathematics	25.0	33.7	-8.7	Mathematics	23.1	45.2	-22.1	Mathematics	54.8	62.7	-7.9
Science	50.0	42.9	+7.1	Science	*	45.3	*	Science	70.6	70.3	+0.3
Talented and Gifted				Multi-Racial							
Reading	*	98.5	*	Reading	*	76.0	*				
Mathematics	*	98.1	*	Mathematics	*	65.8	*				
Science	*	98.0	*	Science	*	73.5	*				

Note: a "*" is displayed when data are unavailable or to protect student confidentiality.



Tangent Elementary School

32100 Old Oak Dr
Tangent, OR 97389-9766, (541) 967-4616
<http://www.albany.k12.or.us/tangent/>

DISTRICT Greater Albany Public SD 8J
SUPERINTENDENT Maria Delapoer
PRINCIPAL Kelley Guilliot
GRADES SERVED K-5

For more report card measures
including detailed demographic
information visit
www.ode.state.or.us/go/SchoolRC

CURRICULUM & LEARNING ENVIRONMENT WHAT IS THIS SCHOOL DOING TO IMPROVE STUDENT LEARNING AND TO PREPARE STUDENTS FOR THE FUTURE?

SCHOOL READINESS

Character Education and Positive Behavior Interventions and Supports
Families and Agencies Coming Together; Welcome Center
Kindergarten Interviews and Orientation

School Nutrition Breakfast and Lunch Programs
Strong Community Partnerships

ACADEMIC SUPPORT

Special Education and Child Find for Students with Disabilities
Small Group Instruction and Interventions
Student Study Support Teams for Behavior and Instruction
Federal Program Supports for Low Income and Second Language Learners

ACADEMIC ENRICHMENT

Talented and Gifted Identification and Services
Swimming and Bike Safety Provided by Community Donors
Curriculum Nights
Career Exploration
Albany Public Schools Foundation Supports
Green School Designation with an Emphasis on Recycling

EXTRACURRICULAR ACTIVITIES

Wednesday Early Release Community Based Partnerships
Parent Teacher Club Supported Evening Activities

Parenting and English Second Language Classes

Data and information in the Curriculum and Learning Environment section was provided by local schools and districts and was not verified by the Oregon Department of Education.